



GLO-RAY® DUAL INFRARED FOODWARMERS WITH LIGHTS

Models GRAL-18D, -24D, -30D, -36D, -42D, -48D, -54D, -60D, -66D, -72D, -84D, -96D, -108D, -120D, -132D, -144D
GRAHL-18D, -24D, -30D, -36D, -42D, -48D, -54D, -60D, -66D, -72D, -84D, -96D, -108D, -120D, -132D, -144D

Hatco Glo-Ray® Dual Infrared Foodwarmers with lights illuminate hot food products while safely holding them at optimum serving temperatures. Foods do not dry out or become discolored; even delicate dishes hold that "just-prepared" look. The Glo-Ray pre-focused heat pattern directs heat from a tubular element to bathe the entire holding surface.

FLEXIBILITY

The continuous aluminum housings, up to 12' (3658 mm) in width, are very strong and eliminate the danger of sagging.

The advanced Glo-Ray Dual Mounting feature allows side-by-side mounting of two warmers to provide a deeper holding area. A 3" or 6" (76 or 152 mm) spacer is available.

Toggle switches are standard with dual foodwarmers. When selecting infinite controls, they MUST be mounted remotely.

Remote control enclosures are available in several sizes, built in accordance with UL Standards to accommodate switches, indicator lights and wiring, ready for installation.

Optional sneeze guards that meet NSF Standards can be ordered for display areas and buffet lines. Made of shatterproof, easy-to-clean acrylic, they provide a safe food-serving environment.

All models are available in powdercoated Designer colors of Warm Red, Black, Gray Granite, White Granite, Navy Blue, Hunter Green, Antique Copper, or Gloss finishes of Gleaming Gold, Glossy Gray, Bold Black, Radiant Red, Brilliant Blue. The powdercoated surfaces provide durability and are easy to clean.

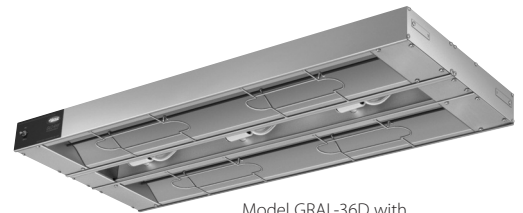
QUALITY

The following features assure the finest performance for years to come:

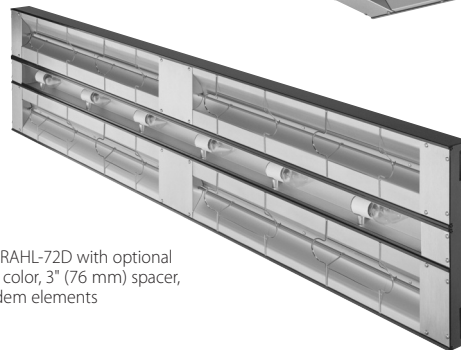
- Available in widths from 18" to 12' (457-3658 mm).
- Coated shatter-resistant incandescent lights enhance brilliant product display while safeguarding food from bulb breakage.
- Sturdy continuous aluminum housings eliminate sagging.
- Prefocused heat maintains safe serving temperatures longer without continuing to cook the food.
- Variety of models, configurations, colors, and accessories provide unlimited flexibility.



Model GRAHL-96D with optional Designer color, 3" (76 mm) spacer, and non-adjustable tubular stands



Model GRAL-36D with 3" (76 mm) spacer



Model GRAHL-72D with optional Designer color, 3" (76 mm) spacer, and tandem elements

Remote Control Enclosures



Model RMB-7L with infinite control



Model RMB-7D with optional Designer color



Model RMB-3F with toggle switch and indicator light



HATCO CORPORATION P.O. Box 340500 Milwaukee, WI 53234-0500 U.S.A.
(800) 558-0607 • (414) 671-6350 • Fax (800) 543-7521 • Int'l. Fax (414) 671-3976
www.hatcocorp.com • E-mail: equipsales@hatcocorp.com

METAL SHEATHED ELEMENTS GUARANTEED AGAINST BURNOUT AND BREAKAGE FOR TWO YEARS.

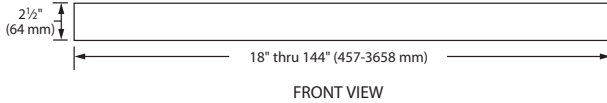
Form No. GR-L-D Spec Sheet

Printed in U.S.A.
June 2009

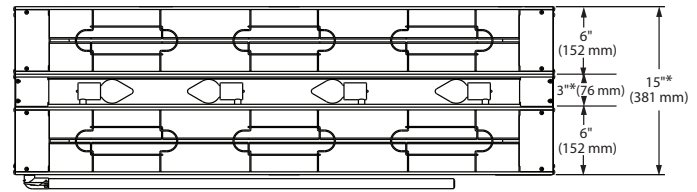


GLO-RAY® DUAL INFRARED FOODWARMERS WITH LIGHTS

Models GRAL-18D, -24D, -30D, -36D, -42D, -48D, -54D, -60D, -66D, -72D, -84D, -96D, -108D, -120D, -132D, -144D
GRAHL-18D, -24D, -30D, -36D, -42D, -48D, -54D, -60D, -66D, -72D, -84D, -96D, -108D, -120D, -132D, -144D



FRONT VIEW



Standard Power Location
with 36" (914 mm) flexible
metal conduit and 42"
(1067 mm) leads

BOTTOM VIEW – Dual Models with Lights

*Add 3" (76 mm) for 6" (152 mm) spacer

SPECIFICATIONS

Aluminum High Watt		Aluminum Standard Watt			
Model	Watt	Model	Watt	Width	Shipping Weight [†]
GRAHL-18D	820	GRAL-18D	620	18" (457 mm)	14 lbs. (6 kg)
GRAHL-24D	1120	GRAL-24D	820	24" (610 mm)	16 lbs. (7 kg)
GRAHL-30D	1440	GRAL-30D	1020	30" (762 mm)	19 lbs. (9 kg)
GRAHL-36D	1780	GRAL-36D	1330	36" (914 mm)	22 lbs. (10 kg)
GRAHL-42D	2080	GRAL-42D	1530	42" (1067 mm)	25 lbs. (11 kg)
GRAHL-48D	2440	GRAL-48D	1840	48" (1219 mm)	29 lbs. (13 kg)
GRAHL-54D	2740	GRAL-54D	2090	54" (1372 mm)	33 lbs. (15 kg)
GRAHL-60D	3100	GRAL-60D	2400	60" (1524 mm)	37 lbs. (17 kg)
GRAHL-66D [‡]	3420	GRAL-66D	2620	66" (1676 mm)	39 lbs. (18 kg)
GRAHL-72D [‡]	3810	GRAL-72D	2910	72" (1829 mm)	42 lbs. (19 kg)
GRAHL-84D [▲]	4520	GRAL-84D [▼]	3420	84" (2134 mm)	47 lbs. (21 kg)
GRAHL-96D [▲]	5280	GRAL-96D [▼]	3930	96" (2438 mm)	56 lbs. (25 kg)
GRAHL-108D ^{▲★}	5540	GRAL-108D	4240	108" (2743 mm)	64 lbs. (29 kg)
GRAHL-120D ^{▲★}	6200	GRAL-120D [★]	4800	120" (3048 mm)	72 lbs. (33 kg)
GRAHL-132D ^{▲★}	6900	GRAL-132D [★]	5300	132" (3353 mm)	79 lbs. (36 kg)
GRAHL-144D ^{▲★}	7620	GRAL-144D [★]	5820	144" (3658 mm)	86 lbs. (39 kg)

† Does not include RMB.

‡ When using an infinite control with 120 volt model, add tandem element charge, cord not available.

▲ 120 volt models require additional switches and tandem (end-to-end) elements, see tandem option for additional charges.

◆ Available with RMB or remote switch only. Consult factory for additional charges.

★ 120 volt models not available.

DIMENSIONS

18"-144"W x 15" or 18"D x 2.5"H (457-3658 x 381 or 457 x 64 mm).

VOLTAGE

120, 120/208 and 120/240, single phase. Export voltages available.

REMOTE CONTROL ENCLOSURES

Model	Width	Toggle Switches
RMB-3	5.5" (140 mm)	2 Maximum
RMB-7	9" (229 mm)	4 Maximum
RMB-14	14" (356 mm)	6 Maximum
RMB-16	16" (406 mm)	3 Maximum
RMB-20	20" (508 mm)	3 Maximum

ONE REMOTE CONTROL ENCLOSURE PER FOODWARMER.

MOUNTING REQUIREMENTS

Recommended Mounting Height –

Standard Watt: 10"-14" (254-356 mm)

High Watt: 14"-18" (356-457 mm)

MINIMUM SPACING

May not be installed in combustible surroundings.

Non-combustibles: 1" (25 mm) above, 10" (254 mm) below.

Must be installed in pass-through area. Units with remote switches may be installed 3" (76 mm) from a non-combustible back wall, 8" (203 mm) to surface below, and flush to an overself. Maximum 10" (254 mm) setback from the front of an overself.

OPTIONS (NOT FOR RETROFIT)

- Designer Colors: Warm Red, Black, Gray Granite, White Granite, Navy Blue, Hunter Green, Antique Copper
- Gloss Finishes: Gleaming Gold, Glossy Gray, Bold Black, Radiant Red, Brilliant Blue
- 3" or 6" (76 or 152 mm) Spacer
- Indicator Light (Remote only)
- Tandem Element (End-to-end)
- Sneeze Guard
- Incandescent Lights
- Halogen Bulbs in lieu of Standard Display Lights
- Extended Electrical Leads
- Bright Annealed Lamp Reflector

- Remote Infinite Control[†]
- Remote Control Enclosure
- Adjustable Tubular Stands 10"-14" (254-356 mm)
- Non-Adjustable Tubular Stands 10", 12", 14", or 16" (254, 305, 356, or 406 mm) – Available in Designer colors

† Maximum of 12.2 amps. Consult factory if rating of single element at 120 volts exceeds 1400 watts.

ACCESSORIES

- Adjustable Angle Brackets (Provides 1" – 2" (25-51 mm) clearance above unit)
- Chain Suspension

PRODUCT SPECS

Dual Infrared Foodwarmer

The Dual Infrared Foodwarmer with lights shall be a Glo-Ray®, manufactured by the Hatco Corporation, Milwaukee, WI 53234 U.S.A.

With 24/7 parts and service assistance (U.S. and Canada only), the Foodwarmer shall be a Glo-Ray Model ... , rated at ... watts, ... volts, single phase, and be ... inches (millimeters) in overall width.

The Glo-Ray shall consist of an aluminum housing and include four shelf mounting tabs.

The infrared heating element shall be tubular metal sheathed. The foodwarmer shall be ready for electrical installation.

Options and accessories shall include adjustable or non-adjustable tubular stand, angle brackets, suspension chain and fittings, sneeze guard, and indicator light.

HATCO CORPORATION P.O. Box 340500 Milwaukee, WI 53234-0500 U.S.A. • (800) 558-0607 • (414) 671-6350
Fax (800) 543-7521 • Int'l. Fax (414) 671-3976 • www.hatcocorp.com • E-mail: equipsales@hatcocorp.com