



GLO-RAY® CURVED MERCHANDISING WARMERS

Models GRCMW-1, -1D, -1DH

The Glo-Ray® Curved Merchandising Warmer offers a unique and attractive solution for impulse merchandising a wide variety of food products. The unit's attractive design adds a touch of class to any restaurant, hotel, convenience store, or grab-n-go retail market setting.

FLEXIBILITY

The Hatco GRCMW-1 single shelf unit is ideal for holding food safely at customer serving points. The xenon lights and heating elements are controlled by the main switch making start up and shut down a one touch operation. The warmer's attractive food stop, side glass enclosures, and back mirror glass panel are removable for cleaning.

The Hatco GRCMW-1D, -1DH dual shelf units features one lower front polycarbonate access door, side glass enclosures, an upper breath protector, and the top shelf holds two 1/2 size pans or one full size pan. The bottom shelf holds two 1/2 size pans, with or without humidity.

QUALITY

The following features assure the finest performance for years to come:

- *Designer* colors for unit's painted surface (no decorative trim accents) available in seven color options to coordinate the warmer with any décor.
- Four Decorative Stone colors for unit's painted surface and decorative trim accents: Gray Granite, Bermuda Sand, Night Sky, and Sawgrass.
- Single shelf and dual shelf units come standard with mirrored glass back panel.
- Xenon lighting allows for optimal food product display. Export voltage models use halogen lighting.
- Individual thermostatically-controlled heated base with master rocker switch maintains safe serving temperatures.
- Humidified dual shelf unit contains a five cup (1.18 liter) capacity water reservoir.
- All models are shipped with 1" (25 mm) adjustable legs and factory attached 6' (1829 mm) cord and plug.
- Accessory top shelf flip-up door in lieu of sneeze guard.
- Accessory sign holders available for top, intermediate, and bottom shelves.



Model GRCMW-1D with optional Bermuda Sand Decorative Stone color and accessory sign holders



Model GRCMW-1 in *Designer Black* with accessory food pans



Model GRCMW-1DH in *Designer Black* with accessory food pans



METAL SHEATHED HEATING ELEMENTS GUARANTEED AGAINST BURNOUT AND BREAKAGE FOR TWO YEARS, BLANKET ELEMENTS FOR ONE YEAR.

HATCO CORPORATION P.O. Box 340500 Milwaukee, WI 53234-0500 U.S.A.
 (800) 558-0607 • (414) 671-6350 • Fax (800) 543-7521 • Int'l. Fax (414) 671-3976
 www.hatcocorp.com • E-mail: equipsales@hatcocorp.com

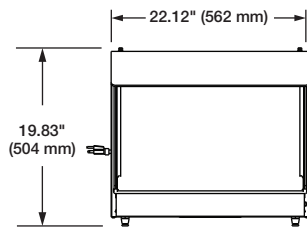
Form No. GRCMW Spec Sheet

Printed in U.S.A.
 March 2009



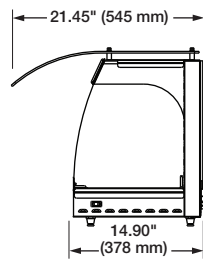
GLO-RAY® CURVED MERCHANDISING WARMERS

Models GRCMW-1, -1D, -1DH

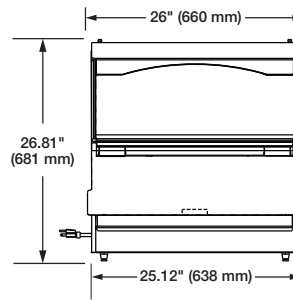


FRONT VIEW

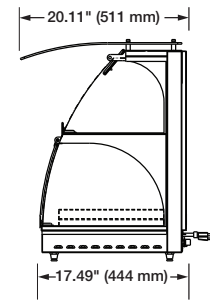
Model GRCMW-1 – Single Shelf



SIDE VIEW



FRONT VIEW



SIDE VIEW

Model GRCMW-1D & GRCMW-1DH – Dual Shelf

SPECIFICATIONS

Single Shelf

Model	Watts	Width	Shipping Weight
GRCMW-1	670	22.12" (524 mm)	56 lbs. (25 kg)

Dual Shelf

Model	Watts	Width	Shipping Weight
GRCMW-1D	1540	26" (660 mm)	95 lbs. (43 kg)

Dual Shelf with Humidity†

Model	Watts	Width	Shipping Weight
GRCMW-1DH	1660	26" (660 mm)	100 lbs. (45 kg)

† Humidity on bottom shelf only.

DIMENSIONS

GRCMW-1 Single Shelf Model:

22.12"W x 21.45"D x 19.83"H (562 x 545 x 504 mm).

GRCMW-1D & -1DH Dual Shelf Models:

26"W x 20.11"D x 26.81"H (660 x 511 x 681 mm).

Water Capacity: 5 cups (1.18 liters).

VOLTAGE

GRCMW-1: 120 volts, 60 Hz, 670 watts, 5.6 amps (uses NEMA 5-15P).

GRCMW-1D: 120 volts, 60 Hz, 1540 watts, 12.8 amps (uses NEMA 5-15P) (uses NEMA 5-20P for Canada).

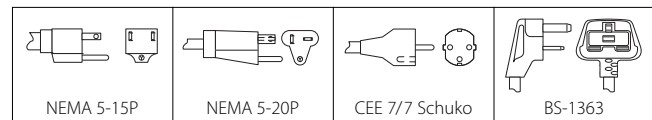
GRCMW-1DH: 120 volts, 60 Hz, 1660 watts, 13.8 amps (uses NEMA 5-15P) (uses NEMA 5-20P for Canada).

Export voltages available.

CORD LOCATION

Control side at right base corner.

PLUG CONFIGURATIONS



OPTIONS (NOT FOR RETROFIT)

- Designer Colors on Unit: Warm Red, **Black (Standard)**, Gray Granite, White Granite, Navy Blue, Hunter Green, Antique Copper
- Decorative Stone Colors on Unit: Gray Granite, Bermuda Sand, Night Sky, Sawgrass
- Top and Bottom Shelf Flip-Up Doors on Server's Side in lieu of Mirrored Back Panel (GRCMW-1D, -1DH Models only)
- Front Locking Flip-Up Doors on Customer Side (GRCMW-1D, -1DH Models only)
- Humidity on Lower Shelf (GRCMW-1DH Model only)

ACCESSORIES

- Decorative Stone Colors on Insets: Gray Granite, Bermuda Sand, Night Sky, Sawgrass
- Top Shelf Flip-Up Door on Customer Side in Lieu of Sneeze Guard
- Display Sign Holders (Graphics not included)
- Stainless Steel & Plastic Food Pans
- Wire Trivets – Stainless Steel or Plated

PRODUCT SPECS

Curved Merchandising Warmer

The Curved Merchandising Warmer shall be a Glo-Ray® Modelas manufactured by the Hatco Corporation, Milwaukee, WI 53234 U.S.A.

With 24/7 parts and service assistance (U.S. and Canada only), the warmer shall be rated atwatts,volts and be inches (millimeters) in overall width. It shall consist of a thermostatically-controlled heated base, full view tempered glass sides, and xenon display lights. Export voltage models use halogen lights.

The infrared heating element shall be tubular metal sheathed and the warmer shall have a cord with plug attached.

Accessories shall include top shelf door, flip-up doors, display sign holders, stainless steel and plastic food pans, wire trivets, and pan skirts.